


IMPACT



2021 NTE

RULES / GUIDELINES



MAKE PLANS NOW TO ATTEND THE
NTE FINALS AT SUMMERFEST 2021

J U N E 2 1 - 2 3

Dear Talent Expo Participant,

Impact PCG Student Ministries exist to create opportunities for students to discover God, impact journeys and inspire others to do the same. One of the ways we accomplish this is through our National Talent Expo (NTE) program. NTE provides a great opportunity for you as a student to discover and develop the talent that God has placed inside of you.

Every year in the fall, hundreds of teens and kids from all across America begin to prepare themselves to compete in District Teen Talent Expos, hoping for the chance to compete in the NTE Finals.

Through the opportunities presented by NTE, students discover and develop their God-given talents. You will dedicate yourself to endless hours of preparation, writing, sculpting, developing and practice to use your talents for His glory.

Ephesians 4:10-11 adequately describes our NTE program,

"God has given each of you a gift from his great variety of spiritual gifts. Use them well to serve one another. Do you have the gift of speaking? Then speak as though God himself were speaking through you. Do you have the gift of helping others? Do it with all the strength and energy that God supplies. Then everything you do will bring glory to God through Jesus Christ." (NLT)

The NTE program can be a truly rewarding experience for you. District and National levels offer incredible opportunities for personal growth, the opportunity to develop new friendships, the development of your talent(s) all while helping you to mature spiritually.

If you should have any questions concerning the NTE program, please contact our office at 817-554-5900 x352 or impact@pcg.org. Remember, all the latest updates and information can be found on our website at www.impactym.com.

Thank you for your commitment to develop your talents for the glory of God. DISCOVER. IMPACT. INSPIRE.

Impact PCG Student Ministries Team

TABLE OF CONTENTS



STATEMENT OF OBJECTIVES AND PURPOSE.....	3
RULE AGREEMENT.....	4
GENERAL RULES.....	5
CONTESTANT SCORING.....	8
ON-SITE ORIENTATION.....	9
EQUIPMENT PROVIDED.....	10
AREAS OF PARTICIPATION (TEEN & KIDS).....	11

SPECIFIC CATEGORY RULES AND SUGGESTIONS:

ART AND DIMENSIONAL ART.....	12
CHRISTIAN BAND.....	17
CREATIVE WRITING.....	19
DRAMA.....	23
DRUM AND PERCUSSION.....	28
INSTRUMENTAL.....	30
INTERPRETIVE DANCE.....	32
PUBLIC SPEAKING.....	34
SHORT FILM.....	36
VOCAL.....	38
APPENDIX.....	42

****New Rule changes are in RED****

STATEMENT OF OBJECTIVES AND PURPOSE



Since its beginning in 1987, the National Talent Expo has been one of the fastest growing ministries of the Youth Department. Teen Talent Expo has been the vehicle for teens to develop their talents toward their full potential for Christ.

NTE seeks to achieve the following objectives:

1. To involve students in developing abilities and talents for the glory of God.
2. To motivate students to utilize their abilities in the ministries of the PCG.
3. To provide evaluative data on performances which may serve as a guide for development of talents and skills for the glory of God.
4. To motivate students to develop their personal relationship with God.
5. To provide opportunities for students to develop relationships with their peers.

The Purpose of this manual is to provide a resource that will enable participants to know what to expect when entering NTE. This manual has also been developed to set forth principles for developing talents for the Lord. It is our prayer that God will bless you as you develop your talents in ministry for Him and use this manual to help prepare you for service in His Kingdom.

RULE AGREEMENT



1. All National Teen Talent Expo participants must read and abide by the official National Teen Talent Expo rules. It is the responsibility of each participant to be familiar with the rules and procedures of this Expo. No other person will be held responsible for participant's lack of information. By signing a District and/or National Teen Talent Expo registration form, pastors, leaders, parents and students acknowledge that:
 - They have read, understand and agree to abide by the rules of the National Talent Expo.
 - They will accept the decisions of the Director and judges as final.

GENERAL RULES

1. Each participant must have turned 13 years of age, but no older than 20 (**changed to 20 from 19**), on June 1st of the competition year in order to be eligible for National Teen Talent Expo finals.
**This change from 20 to 19 applies to 2021 only.*
2. Each participant must have turned 6 years of age, but no older than 12, on June 1st of the competition year in order to be eligible for National Kid Talent Expo finals.
3. Each participant must come through their District Talent Expo, and attend a PCG Church, a Church affiliated in fellowship with the PCG, or a youth group registered with the National Youth Department. Participation is also open to the global constituents of the PCG. In the case of global entries, participation in a District event (USA) is not required to enter the NTE Finals.
4. Only ONE entry per person per category is allowed on the District level.
5. Each District (USA) is allowed a maximum of two entries per category into the National Talent Expo. Should the two qualifying winners be unable to attend, the District, at its discretion, may choose to send alternate entries. Global Constituents: A maximum of two entries per country (*outside the USA*) per category are allowed into the NTE.
6. Entering the NTE Finals Competition: Each qualifying entry must complete a NTE entry form on-line and pay the NTE entry fee (\$25). **One form and one fee per entry. All entries must be submitted by May 1st. No entries will be allowed after May 1st.**
7. The National Youth Office does not provide refunds for cancellations.
8. Agreeing to and believing in freedom of expression and diversity of opinion, the participants in the Teen Talent Expo shall, in their presentation, take full consideration of areas of decency, modesty and Christian values. The District Youth Director must be fully aware of each performance and the appropriate appearance of

each participant.

9. A participant in the national finals may be disqualified if he/she fails to appear at the designated time and place for his/her performance.
10. Any rule violation will incur a one-time 15 point overall deduction. A one-time 15 point overall deduction will also be issued for any time violation.
11. Each participant has 2 minutes to setup and 90 seconds to tear down. The only exception is in the Christian Band category: 4 minutes to setup and 2 minutes to tear down.
12. It is the responsibility of the participant, parents and youth leaders to be completely legal and ethical in their conduct regarding copyrighted music, scripts, or any other original published or unpublished works. It is illegal to use software, sound files, video clips, quotes or any other copyrighted work for your presentation without obtaining the copyrights or the explicit written permission from the publisher or creator; always give appropriate credit to the author or creator for all copyrighted materials used to create your Talent Expo entries.
13. Participants must be present or provide a representative at the orientation meeting at the National Talent Expo to complete the mandatory on-site check-in forms and attend specific category meetings (see "On-site Orientation" section).
14. The National Talent Expo maintains a high standard for its participants. Students involved in this expo should be committed to the ministry and should represent Christ in their behavior and actions. It is our desire to leave a positive impression at the facilities and on the people with which we work. Therefore, any participant showing disrespect for people or property in the whole city will be disqualified and dismissed from the National Talent Expo and any expenses incurred from damages will be the responsibility of the parties involved.
15. Participation is limited to the performance of Christian music and/or themes. If there is a question regarding the Christian message or Christian theme of a presentation, the National Office suggests you make a different selection. No dark themes

are permitted in any performance. Presentations deemed as not Christian or Christian themed will be disqualified at the discretion of the National Talent Expo committee.

16. Participants may not change or alter their entry from District Talent Expo to National Talent Expo, except as provided for in category rules, or per the discretion of their DYD.
17. The NTE rules/guidelines shall be the official rules/guidelines for all District competitions.
18. All correspondence regarding NTE rules and guidelines need to come through the participants district youth department.
19. Contestants not using instruments on the approved instrument list will be disqualified.
20. The keyboard provided (*see equipment provided list*) by NTE will be set to grand piano and the sounds and/or settings cannot be altered. (*TRANSPOSING is NOT permitted*)
21. For performances requiring audio, participants must submit their music in a .mp3 format on-line. ***All audio files must be uploaded during the NTE entry form on-line process (described in General Rule #6), no late audio files will be accepted.***

CONTESTANT SCORING



Contestants will be judged in 5 different areas (*see “Judging Criteria” under category rules*). Each area is worth a total of 20 points, creating a maximum score of 100 points per judge. (*Please see sample score sheet in the appendix of this manual*)

Each contestant will be judged by 3 Scoring judges (*creating a maximum score of 300 points*), and 1 Technical Judge who is responsible for monitoring all rule infractions. A one-time 15 point overall deduction will be issued upon any General or Category rule infraction (s) and a one-time 15 point overall deduction will also be issued for any time violation. (*see “General Rules” #10*)

At the NTE Finals competition, all contestant scoresheets will be returned electronically to the email address listed on the registration form.

ON-SITE ORIENTATION



1. All NTE participants will receive notification of the time and place for the NTE Orientation.
2. All participants must be present or provide a representative at Orientation in order to perform in the Expo.
3. Although all music files will be electronically submitted with NTE registration (*as described in General Rule #6*), *participants are encouraged to bring a back up file to orientation.*
4. Participants who will perform must bring their original soundtrack and or any required outlines to Orientation. They will hand in their requirements to the Category Chairman during roll call.
5. Participants entering the non-performing categories will check-in with their category chairman. Once roll call has been made, the chairman will instruct them where to place their exhibit.
6. If a participant is entering more than one category, a representative will be allowed to attend each orientation. It will be the responsibility of the participant to retrieve the needed information from their representative.
7. Participants performing in a group may provide one individual to represent them at orientation. It will be the responsibility of the participants to retrieve all information given to their representative.

EQUIPMENT PROVIDED LIST



Musical Performance:

- 1 keyboard (*will be set to "grand piano" and cannot be altered, transposing is NOT permitted*)
- 1 drum set with double bass pedal (*see Drum & Percussion Rules for accessory requirements*)
- 5 direct boxes

Persuasive Speaking:

- 1 podium
- 1 wireless speaking microphone (hand-held or lapel)
- Video projection system and screen for powerpoint presentation.

Theatrical Drama:

- 5 performance lapel or wireless microphones

Vocal Ensemble:

- 8 microphones

Vocal Solo:

- 1 microphone

*All of these instruments are NOT guaranteed at the DISTRICT competition.

*All performances will receive the same theatrical lighting. You will not be able to request special lighting scenes (blue, red, purple, etc.), or lighting cues. You will only have the option of "lights on or off".

AREAS OF PARTICIPATION



TEENS:

- Art*, Dimensional Art*, Photography* & Graphic Design*
- Christian Band*
- Creative Writing (Poetry, Short Story, Song Writing)
- Drama (Human Video*, Mime*, Spoken Word, Theatrical)
- Drums & Percussion*
- Instrumental Solo*
- Interpretive Dance* (Solo*, Group*)
- Public Speaking (Persuasive Speaking, Stand-up Comedy)
- Short Film*
- Vocal* (Female Solo*, Male Solo*, Ensemble* & Christian Rap*)

KIDS:

- Art*, Dimensional Art* & Photography*
- Creative Writing (Poetry, Short Story)
- Drama* (Human Video*)
- Drums & Percussion*
- Instrumental Solo*
- Interpretive Dance* (Solo*, Ensemble*)
- Public Speaking (Persuasive Speaking, Stand-up Comedy)
- Vocal* (Female Solo*, Male Solo*, Ensemble*)

****Indicates a category that is open to GLOBAL Participants (participants outside of USA)***

/// ART & DIMENSIONAL ART

Areas of Participation:

- A. Art – painting (oil, water), sketching (pencil, chalk, etc)
- B. Dimensional Art – wood, metal, ceramic, etc.
- C. Photography
- D. Graphic Design

A. CATEGORY RULES

ALL AREAS OF PARTICIPATION:

1. Each contestant is responsible for delivery and set up of his/her entry to both district and national competitions. Contestants are NOT allowed to ship entries into the district or national competitions.
2. You are responsible for picking up your ENTRY, or arranging for the pickup after the Talent Expo is finished. IMPACT PCG STUDENT MINISTRIES is NOT responsible for entries left at the expo.
3. The best attempt will be made in the handling of all entries. However, each participant assumes full responsibility for their entry before, during and after the event. Participants desiring extra protection should personally insure or watch over their entries during the event. Contestants will assume full liability of any damage that may occur during the competition/exhibit.

ART:

1. Art entries can only be created by one person (group art is not allowed).
2. All entries must be created entirely by the participant and must have an appropriate theme. All entries must have been created since the close of the previous national competition.
3. The participant(s) must present his/her entry with a TYPED information page* stating the category, participant's name, age, district, picture and the theme/title of the presentation

(handwritten pages will not be allowed). **please see example under appendix.*

DIMENSIONAL ART:

1. Dimensional Art entries may be created by 1 or more persons.
2. All entries must be created entirely by the participant and must have an appropriate theme. All entries must have been created since the close of the previous national competition.
3. The participant(s) must present his/her entry with a TYPED information page* stating the category, participant's name(s), age, district, picture(s) and the theme/title of the presentation (handwritten pages will not be allowed). **please see example under appendix.*

PHOTOGRAPHY:

1. All entries must be photographed by the participant and must have an appropriate theme but do not have to be overtly "religious" in subject or theme. All entries must have been photographed since the close of the previous national competition.
2. No typography is to be added to the finished image. Words or letters in the photograph must appear to the viewer as if they are a part of the image.
3. Black-and-white or color photographs are accepted.
4. No collages are permitted.
5. Computer-generated improvements are allowed in order to enhance the original photograph (cropping, color depth or hue, color contrast, etc.).
6. Entries must be exactly 8x10 inches in size.
7. The participant must present his/her entry with a typed information page* stating the category, participant's name, age, district, picture, theme/title of the presentation, the camera used, type of software (if any), and any other form of technology used to produce the image. **please see example under appendix.*

GRAPHIC DESIGN:

1. In the Graphic Design category, the following mediums are accepted:
 - advertisement
 - business card
 - newsletter
 - poster
 - billboard
 - brochure
 - web page
 - logo
2. All Graphic Design entries must be printed (high-resolution-at least 300 dpi) and put on display. Entries must be no smaller than 8 by 10 inches and no larger than 24 by 24 inches. Students should submit the best representation of their design.
3. The participant must present his/her entry with a typed information page* stating the category, participant's name, picture, theme of the presentation, type of software/program used, and any other form of technology used to produce the image.
**please see example under appendix.*
4. Photos from the Internet (*i.e. stock photos*) may be used providing they are not copyrighted or provided the participant has obtained the proper copyright permission and notates such details on coversheet.

B. JUDGING CRITERIA

Art:

1. Appropriate Theme: message; originality.
2. Difficulty Factor: easy, medium, difficult?
3. Perspective: correctness; symmetry.
4. Color Scheme and Contrast: liveliness; accuracy; blend.
5. Composition: overall beauty; ability; placard/cover sheet.

Dimensional Art:

1. Appropriate Theme: message; originality.
2. Difficulty Factor: easy, medium, difficult?
3. Design: proportionate; symmetry; unity.
4. Craftsmanship: neatness; precision; effort.
5. Appearance: overall beauty; ability; placard/cover sheet.

Photography:

1. Appropriate Theme: message; originality.
2. Difficulty Factor: easy, medium, difficult?
3. Perspective: correctness; symmetry.
4. Color Scheme and Contrast: liveliness; accuracy; blend.
5. Composition: overall beauty; ability; information page.

Graphic Design:

1. Difficulty Factor: easy, medium, difficult?
2. Selection: Appropriate, Imagination, Creativity and Originality.
3. Visual impact: Eye Catching, Relationship and flow between elements
4. Presentation And Technique: Clarity (image resolution), Consistency, Overall Presentation, Organization, Proportion, Use of Color/Values, Use of Type
5. Effectiveness: Preparation, Understandable Concept, Motivational, Relevant

C. SUGGESTIONS FOR ENTRIES

The qualities the judges desire to see are originality and careful attention to details. High points are given for neatness, cleanliness, uniformity, and precision. The perspective should be correct with proper symmetry used. Pay particular attention to color contrasts. Find someone who teaches art and ask them to give you an objective opinion on what you can improve. Think carefully about your title. Try to focus on some way your entry can minister to the viewer. Perhaps you can compose a Scripture verse as your theme. Maybe you can compose a Scriptural analogy. Use your imagination and develop your creativity.

Art consists of many different elements. The most important elements are:

- Color
- Line
- Mass
- Space
- Texture

These elements are as important to an artist and craftsman as words are to a writer. By stressing certain elements, an artist can bring out a particular theme or mood.

Photography Suggestions: Do not over-edit, most photography is at its best in almost raw form. Be specific with your theme, show us the depth of what you are trying to capture.

/// CHRISTIAN BAND

Areas of Participation:

- A. Christian Band

A. CATEGORY RULES

1. Participation is limited to the performance of Christian music and must not exceed 5 minutes.
2. Original songs are not required, but originality is encouraged. Any original compositions should be noted, by handing in a lyric sheet notating the author of the song to the category chairman during orientation.
3. Band entries are may consist of two to ten participants. All participants must be within the age limits of the competition. Not every vocalist must play an instrument nor every instrumentalist vocalize the song.
4. Judging shall be based on both vocalization and instrumentation of the song.
5. Students must refrain from any actions or language that may be deemed offensive or inappropriate during the presentation.
6. In emergency situations, a substitute of an individual in a group is permitted. No additions other than substitutions are allowed.

B. JUDGING CRITERIA

1. Accuracy: note accuracy; note values/temp accuracy; pitch accuracy and clarity
2. Tone: voice and instrument quality; voice and sound control; fullness of sound; balance/blend.
3. Technique: rhythmic accuracy; pronunciation of words; steadiness of tempo.
4. Interpretation: understanding of composition; conveyance of message; general effect; fluent use of harmony.
5. Presentation: stage deportment; posture; poise; ministerial

effect.

C. SUGGESTIONS FOR ENTRIES

Effective stage presence is important in the ministry of music. Good stage presence transforms stage fright into confidence. This becomes possible when the participants define their purpose as performing for God's glory.

1. The selection and arrangement of music is a significant factor.
 - This area was designed to feature instrumentalists/vocalists working together for harmony. The design is to develop the "dynamics" of music through learned and rehearsed skill.
 - The music should be within the appropriate limits of the participant's range.
 - The choice of music should be appropriate for a setting with a focus on ministry
 - It is better to perform an easier selection well than to perform a difficult selection poorly. The participant's quality of performance is adjusted to the level of difficulty of their selection.
2. Phrasing in music corresponds to sentences in speech. The participant should strive to phrase naturally and seek for music to flow. Phrasing also refers to the ability to know where to accent (a more full sound, more crisp, or in a softer voice).
3. Tone results when strings, vocal chords, drumheads, etc vibrate. The goal for good quality is to produce a tone that is clear and full.

/// CREATIVE WRITING

Areas of Participation:

- A. Poetry
- B. Short Story
- C. Song Writing

A. CATEGORY RULES

POETRY & SHORT STORY

1. The participant can write in each of the two categories: Poetry or Short Story (fiction/non-fiction). The essays for fiction and non-fiction must have a Christian theme and be between 500 – 1250 words in length. Poetry must be from 12 - 20 lines.
2. Each manuscript will begin with a title page* including title, category, word count, the participant's name, picture, age, and district. **please see example under appendix.*
3. **Entry must be typed (at least 12 pt font) and digitally submitted as a .pdf file (only).** These entries are pre-judged. Your entry must be submitted electronically with your entry form by the May 1st registration deadline (*as described in General Rule #6*). Each manuscript becomes the property of the National Youth Ministries office and may not be returned.

SONGWRITING

1. The music composition and lyrics must be original.
2. Time limit of the song must not exceed 5 minutes and must have a Christian theme.
3. No more than two song writers.
4. Students must submit a MP3 file, as well as lyrics (**in a .pdf format**) of the song performed with musical accompaniment electronically with your entry form by the May 1st registration deadline (*as described in General Rule #6*). Production quality and performance quality will not be judged.

5. Each lyric will begin with a title page* including title, category, the participant's name, picture, age, and district.
6. The Pentecostal Church of God and Impact Youth Ministries are not responsible for the copyright of songs the contestant writes. Upon submitting the song, the contestant automatically agrees to the release of copyrights for the purpose of the Talent Expo only. However, it is still recommended that all contestants have songs copyrighted before releasing it to the general public.

B. JUDGING CRITERIA

Poetry:

1. Content: originality; interest; logic and accuracy; support (specific and convincing).
2. Organization: thesis (purpose is clear throughout); introduction; body (main points clear, unified and supported/amplified and easy to understand); conclusion.
3. Style: sentence variety and structure; diction and imagery.
4. Spelling/Grammar: mechanics (spelling, punctuation, grammar); unity; coherence; emphasis (sentences clearly related to one another and all related to the thesis).
5. Rhyme/Rhythm: meter regular; rhyme smooth.

Short Story:

1. Content: originality; interest; logic and accuracy; support (specific and convincing).
2. Organization: thesis (purpose is clear throughout); introduction; body (main points clear, unified and supported/amplified and easy to understand); conclusion.
3. Style: sentence variety and structure; diction and imagery.
4. Spelling/Grammar: mechanics (spelling, punctuation, grammar); unity; coherence; emphasis (sentences clearly related to one another and all related to the thesis).
5. Details: use of verbs; descriptive.

Song Writing:

1. Structure: song's components (verses, chorus, bridge, etc.)

2. Melody: fresh, creative, pleasing to ear
3. Dynamics: build up, crescendo, timbre, texture
4. Hook: catchy, memorable, hum-ability
5. Lyrical Creativity: flow, readily understandable, connectedness, rhyme

C. SUGGESTIONS FOR ENTRIES

Hints: Read over the judging sheets before writing. Judges look for stories and poems that are original and imaginative yet still believable. Because of space limitations, it is important to make each word count and contribute. Begin your entry with a strong opening statement or paragraph and end with a strong closing statement. Quotes are a good way to support a thesis but use them sparingly; the judges want to hear what you have to say. Watch carefully for spelling, grammar, and punctuation errors.

- Read the article aloud, rapidly, as if you were reading someone else's work. Ask: Is it interesting? Is it significant? Are there any blind spots? Does it have rapport?
- Read the article a second time. Ask: Is the article logical? Does the ending tie to the opening? Can I tighten sentences? Can I improve word choice? Are transitions clear?
- Read the article again. This time probe deeper. Ask: Is the lead interesting? Is it interesting and relevant? Are action verbs used? Does it have a suitable end?
- Read the article again. Verify quotations, facts, spelling, punctuation, etc.
- Now ask someone you trust to read the article. Ask them to be honest with you. Watch for their initial reaction. If the article doesn't grab the reader, find out why.
- Read the article again. Make sure sentences are not too long. Break long sentences with three or four word sentences. Make the entry "breathe."

The Article:

1. Beginning Leads – Objective: Grab the reader's attention. Start with a direct statement or fact, a question, an attention-getting statement, an anecdote, a quotation, or an analogy.
2. The End – Objective: One thought stamped in the reader's

mind. End with a brief summary, a generalization which restates the idea in different words, a dramatic ending or a message in a nutshell (if a poem).

3. The Body – Objective: Giving the major idea. Are the paragraphs in logical sequence? Are transitions smooth from each paragraph? Are the verbs alive? Do the sentence lengths vary? Does the sentence structure make sense? If a poem, is the rhyme smooth and flowing, if used? Are poetic devices accurate and lively? Are words fresh or trite? Can you express in one sentence what the poem is trying to say? Does the poem convey emotion?

//// DRAMA

Areas of Participation:

- A. Theatrical Drama
- B. Human Video Ensemble
- C. Mime
- D. Spoken Word

A. CATEGORY RULES

ALL AREAS OF PARTICIPATION

1. Anything that would leave a residue on stage may not be used. This is not only for the safety of others, but also as a common courtesy to the theater. This is to include but not limited to:
 - Aerosols
 - Pyrotechnic devices
 - Confetti
 - Liquids
 - Fog machines
 - Breakable items
2. In emergency situations, a substitute of an individual in a group is permitted. No additions other than substitutions are allowed in emergency situations, a substitute of an individual in a group is permitted.

THEATRICAL DRAMA

1. Only hand-held props are allowed that are carried on/off stage by individual participants.
2. Theatrical Drama groups are limited to a maximum of 10 performers with only five having a microphone.
3. No audio sound device is allowed during performance.
4. The time limit for Theatrical Drama is five minutes.

HUMAN VIDEO ENSEMBLE

1. Solo entries are not allowed.
2. No speaking parts are allowed.
3. Groups are limited to a maximum of 20 people.
4. The time limit for Human Video is seven minutes.
5. The musical track that accompanies Human Video entries must include lyrics (your song **MUST** have words). Voice-overs may be present in the recording but may not completely replace the lyrics.
6. The Human Video technique of "lip sync" must be present in the majority of the presentation.
7. Only hand-held props are allowed that are carried on/off stage by individual participants.

MIME

1. No costumes are allowed.
2. No speaking parts are allowed.
3. Entries must have an accompanying track.
4. The time limit for Mime is seven minutes.
5. No props are allowed.
6. Entries can contain from 1-20 individuals.

SPOKEN WORD [*NEW CATEGORY FOR 2021]

1. All spoken word entries must be original pieces, composed by an eligible participant in NTE.
2. Time limit for spoken word is 3 minutes.
3. The entire presentation must be memorized.
4. Students may use an instrumental backing track. The following items are prohibited: live music, additional media, a backing track that has lyrics/words.

5. No costumes or props are allowed.

B. JUDGING CRITERIA

1. Preparation/Presentation: appropriate selection; appropriate introduction; relevance of the selection.
2. Communication: how effective is the interpretation of meaning and emotion content of the selection; message clearly delivered.
3. Animation: adequate voice projection and eye contact; appropriate articulation and dynamics; accurate pronunciation and enthusiasm; adequately conveys the message and use of expression.
4. Characterization: is character differentiation clear; is the topic of the drama consistent throughout.
5. Visual Appearance: appropriate for selection; face and body responsive to meaning of message; poise and completeness of message.

C. SUGGESTIONS FOR ENTRIES

1. Theatrical Drama division was originally designed to develop the theatrical skills in an individual, not that of a group. The "role" or "character playing" is truly what theatrics is all about. While a small group may have a theme to convey a message, most of the theatrics are lost in presentation. Theatrics is designed for acting out portions of scripts already written, or short original scripts. These may be of Biblical characters or scenes. They may also be scenes from production.
2. Human video was originally intended to act out the message of a song.
3. Drama is the method by which characters relate to one another. Therefore, it is important that the drama be a convincing portrayal of characters. All the elements of speaking apply to acting (except maybe in Mime): gestures, movement, voice inflection and rapport. The key word to drama is believability. To create good drama, study people's reaction to things they hear, and work toward a natural reflection in your characters. It is important that the primary objective is ministry, not just to entertain. Because the drama category is so diverse, seek to be

creative in your presentation.

4. Spoken Word is the art and ministry of communicating poetry that is specifically composed for presentation before an audience.
5. It is important to create a mood for ministry in drama. This means it is important for the participant(s) to begin in a positive and confident manner.
6. Appropriate appearance: Does the actor's appearance complement what he/she is trying to say? Is extra effort made to dress or bring the presentation to character by props, makeup, etc? Mime entries, are encouraged to use traditional mime attire (white face paint, white gloves, black clothes).
7. Original pieces are encouraged.

*For video examples of
our brand new category,

SPOKEN WORD

please visit:

www.impactym.com/nte

/// DRUM & PERCUSSION

Areas of Participation:

- A. Drum & Percussion

A. CATEGORY RULES

1. Each contestant will have 5 minutes to perform a routine.
2. Drum sticks, cow bells, percussion accessories (*with the exception of bass pedals*) and drum thrones are the only personal pieces of gear contestants may use during their performance unless playing any other percussion instrument.
3. You will be allowed to use an accompaniment track only. You are not allowed to have other musicians on stage with you. The judges will be scoring you on your percussion solo. It is recommended that you solo exclusively without a track.
4. This category will be limited to between 1 and 8 performers.

B. JUDGING CRITERIA

1. Accuracy: stick control; tempo accuracy; rhythmic accuracy and clarity.
2. Technique: use of accents; steadiness of tempo; projection/use of the whole kit.
3. Interpretation: use of different styles; expression of confidence; general effect.
4. Presentation: stage deportment; poise; appearance; stage personality.
5. Other Factors: level of difficulty; preparation of performance; choice of styles.

C. SUGGESTIONS FOR ENTRIES

Participants are reminded that this is both a Drum and Percussion category, so entries do not have to be limited to a traditional drum performance on a traditional drum kit.

A basic drum set will be provided with these pieces:

- A basic kit with 2 rack toms
- Floor Tom
- Kick Drum
- Cymbals (1 ride 2 crash) & High Hat (you can add extra cymbals & bring your own)
- Snare (optional: you may bring your own)
- A double bass pedal
- You may add additional accessories for your performance (*see category rule #2*).
- The brand, model, cymbals and hardware will vary by location.

/// INSTRUMENTAL

Areas of Participation:

- A. Instrumental Solo

A. CATEGORY RULES

INSTRUMENTAL SOLO

1. Participation is limited to the performance of Christian music and must not exceed 5 minutes.
2. Any original compositions should be noted, by handing in a lyric sheet notating the author of the song to the category chairman during orientation.
3. An instrumental soundtrack may be used. No vocals or accompaniment will be allowed.

B. JUDGING CRITERIA

1. Accuracy: note accuracy; note values/tempo accuracy; pitch accuracy and clarity.
2. Tone: quality; control; clarity; balance/blend.
3. Technique: rhythmic accuracy; use of articulation; steadiness of tempo.
4. Interpretation: understanding of composition; style/expressive marks; general effect; fluent use of harmony.
5. Presentation: stage deportment; posture; poise; ministerial effect.

C. SUGGESTIONS FOR ENTRIES

1. Effective stage presence is important in the ministry of music. Good stage presence transforms stage fright into confidence. This becomes possible when the instrumentalists define their purpose as performing for God's glory. This gives the listening audience and judges the impression that the musician is delighted to minister.

2. Interpretation refers to the personal touch the contestant brings to the music. Style refers to the distinctive manner the composition is performed giving it personality.
3. Phrasing in music corresponds to sentences in speech. The contestant should strive to phrase naturally and seek for the music to flow. Phrasing also refers to the ability to know where to accent (a more full sound, more crisp, or in a softer tone.)
4. Tone results when strings, drumheads, etc. vibrate. The goal for good quality is to produce a tone that is clear and full.
5. Intensity projection refers to the prominence of the piece. Finger dexterity is used in judging instrumentals. Is the musician using the fingers smoothly and quickly? Disciplining the hand with finger exercised brings greater dexterity.

/// INTERPRETIVE DANCE

Areas of Participation:

- A. Solo Dance
- B. Group Dance

A. CATEGORY RULES

1. Participation is limited to the performance of Christian music and/or themes and must not exceed 5 minutes. Time will begin at the beginning of movement or music.
2. The musical track that accompanies a Dance entry may or may not contain lyrics.
3. Group entries are limited to 15 persons.
4. Choreography will be based on and should convey the intended message of the piece.
5. Neither choreography nor costumes should at any time compromise Christian ideals (i.e. be suggestive, vulgar, revealing, etc.)
6. In emergency situations, a substitute of an individual in a group is permitted. No additions other than substitutions are allowed.
7. Hand-held streamers, ribbon, banners, or flags are permitted but must not become the focal point of the presentation at the expense of recognized and legitimate dance technique. No other stage props are permitted.
8. The focus of the category must be dance.

B. JUDGING CRITERIA

1. Stage Presentation: entrance/exit; use of stage; costumes; confidence; etc.
2. Technique: accuracy; precision; timing; etc.
3. Choreography: originality; appropriateness; variety; etc.

4. Ministerial Effect: effectiveness; anointing; conveyance of message; etc.
5. Overall: difficulty level; energy; rapport; effectiveness; etc.

C. SUGGESTIONS FOR ENTRIES

Interpretive dance is a dance style that seeks to interpret the meaning inherent in music rather than by performing specific preformatted moves, it seeks to depict emotions or tell a story. To worship God in dance is biblical. The Bible commends it (Psalm 149:3; 150:4). Scripture gives many references to the use of dance as a form of joyous celebration and of reverent worship. This should be the theme of ALL dance performances.

What judges want:

- Creative and age-appropriate choreography
- Good clean technique
- Stage presence
- Well-rehearsed choreography
- Dancers who are comfortable with all elements of the number
- Clean numbers with choreography that is well suited for the dancers
- Original ideas
- A clean professional look onstage: good costume, hair and makeup
- Technique: Make sure that you do not give them any reason to deduct points.
- The human quality: They are looking for real people with real emotions.

/// PUBLIC SPEAKING

Areas of Participation:

- A. Persuasive Speaking
- B. Christian Stand-up Comedy

A. CATEGORY RULES

1. All entries in the Persuasive Speaking category are limited to one person. All entries in the Christian Stand-Up Comedy are limited to up to two persons.
2. The National Talent Expo will provide a YEARLY THEME for the PERSUASIVE SPEAKING CATEGORY. Each contestant in the Persuasive Speaking category is required to speak on that theme/topic. The participant makes a presentation similar to an attorney's defense of a moral principle. *The THEME for PERSUASIVE SPEAKING for the 2021 National Talent Expo is: "Awake".
3. Time of the presentation must not exceed 5 minutes.
4. The participant may use outline note cards, if needed.
5. Participants in the Persuasive Speaking Category may use visual aids supporting their presentation. Media equipment will be provided (Projector, screen and computer.) All multi-media presentations (*slides, pictures, etc.*) must be submitted in Microsoft Powerpoint, and must be submitted electronically with your entry form by the May 1st registration deadline (*as described in General Rule #6*).
6. Entries must be tastefully presented. Make it your goal to edify Jesus. If you have any questions, contact your District Youth Director. He/She will be able to assist you in your presentation.

B. JUDGING CRITERIA

1. Subject: sticks to subject; clear purpose; clear thesis.
2. Analysis of Topic: topic understood; issues developed.
3. Organization: adequate introduction; body organized; adequate conclusion.

4. Support: reasoning valid; evidence adequate.
5. Language/Delivery: spontaneous expression; fluent expression; language clear; original; vivid; specific; direct; clear articulation; correct pronunciation; purposeful bodily action; good use of voice.

C. SUGGESTIONS FOR ENTRIES

The key word is convincing, in persuasive speaking. Whether you are exhorting or presenting an oral argument, your job is to convince the judges and congregation that these are your words, thoughts and feelings. Many factors contribute to successful speaking: gestures, posture, voice inflection and emotion. Be careful. Emotion should be carefully balanced. If you portray too little emotion, your performance will appear rigid, bland and colorless. If you portray too much, you will appear harsh and overbearing. Be careful that your emotion does not detract from your speaking.

- Your first element of public speaking is to develop a good outline. This is the heart of the presentation, and since you must keep to the outline, you will want to make it work for you. Talk with your pastor, youth pastor or teacher about outlining. Your outline should flow freely from your subject and text (if used.)
- Have someone evaluate your presentation. Have them use the suggestions below.
- Loudness and fast speaking are not always best. Blend the presentation with short thought-provoking sentences.
- Be relevant in your presentation. Use current statistics from newspapers, almanacs, internet, etc. Remember to document your information.
- Be sure the message is scriptural and leads the hearer to an appropriate decision about the Christian walk.
- Be sure the presentation is no longer than 5 minutes. 30 points will be deducted from your overall score if you go over.

//// SHORT FILM

Areas of Participation:

A. Short Film

A. CATEGORY RULES

1. Opening credits must include title of short film, category, name of director, and district.
2. Time limit of the film must not exceed 7 minutes and must have a Christian theme.
3. Entries must be presented tastefully.
4. The directors and editors must be within the age limits.
5. Your entry must be submitted electronically with your entry form by the May 1st registration deadline (*as described in General Rule #6*). **The entry must be uploaded to youtube or vimeo and a hyperlink to the video clip must be digitally submitted with the registration form.**
6. It is the responsibility of the participant, parents and youth leaders to be completely legal and ethical in their conduct regarding copyrighted music, scripts, or any other original published or unpublished works. All participants should follow these rules:
 - Never use software, sound files, video clips, music, quotes or any other copyrighted work for your presentation without obtaining the copyrights or the explicit written permission from the publisher or creator; always give appropriate credit to the author or creator for all copyrighted materials used to create your Talent Expo entries.
 - Never use unpublished music or scripts without written permission from the author or creator of the work.

B. JUDGING CRITERIA

1. Technical: cinematography; editing; sound quality; effects.
2. Theatrical: characterization; acting ability; consistency.
3. Story: communication; believability; message conveyed; set design.
4. Presentation: content; effort; organized; well prepared.
5. Difficulty Factor: was overall film: easy, medium, difficult, well directed.

C. SUGGESTIONS FOR ENTRIES

Film-making is the art of visual storytelling on screen. It has become the most significant art form of our generation. Therefore, it is important that the short film be organized, creative in cinematography, editing, and finally, convey a valued message. To create a good short film, study storytelling from movies, TV shows, and commercials. Watch carefully how different camera angles are used, along with mixing music, sound effects, and dialogue. Sound tracks can set the mood for your film.

A scene of a guy sleeping on a couch can be shot at a tilted angle with eerie background music, making the audience feel fear (like there's someone in the room). The same scene can be shot with high energy music and an aerial view angle, and completely change the mood. Cinematography and sound design play an important role in storytelling. It is also important that the primary objective is ministry, not just to entertain. Seek to be creative in your presentation.

//// VOCAL

Areas of Participation:

- A. Vocal Solo Female
- B. Vocal Solo Male
- C. Vocal Ensemble
- D. Christian Rap

A. CATEGORY RULES

ALL AREAS OF PARTICIPATION

1. Musical selections must not exceed 5 minutes.
2. The participant may or may not choose to use accompaniment music. Only the vocal performance will be evaluated.
3. If the participant chooses to use live music, accompaniment is limited to a single instrument.
4. To ensure sound level, microphones will be set prior to the National Teen Talent Expo by an official sound technician. Participants may not ask for special sound settings.
5. In emergency situations, a substitute of an individual in a group is permitted. No additions other than substitutions are allowed.

VOCAL ENSEMBLE

1. Background vocals are not allowed for vocal ensemble entry soundtracks.

CHRISTIAN RAP

1. No more than three participants.
2. The majority of the song must be rap.
3. Background vocals may be used for chorus only during solo performances.

B. JUDGING CRITERIA

Vocal Solo & Ensemble:

1. Accuracy: note accuracy; note values/tempo accuracy; pitch accuracy and clarity.
2. Tone: quality; control; clarity; balance/blend
3. Diction/Technique: clearness of diction; naturalness; purity of vowels/consonants; rhythmic accuracy; steadiness of tempo; use of articulation.
4. Interpretation: understanding of composition; style/expressive marks; general effect; fluent use of harmony.
5. Presentation: stage deportment; posture; poise; ministerial effect.

Christian Rap:

1. Lyricism: Defined as originality, quality and ability to use common forms of literacy (similes, metaphors, alliteration, etc.). This area is based on your ability to speak clearly and follow the mood of the song.
2. Technique: Defined as artistry, lyricism, breathing, intensity, memorization. This area is based on your ability to utilize your talent effectively, including speech, lyricism and overall skill.
3. Interpretation: Defined as style, expression, choice of music. This area is based on your ability to select a song and creatively interpret the meaning to its listeners.
4. Ministerial Effect: Centers on Christian theme, anointing. This area deals with your anointing and ability to minister.
5. Presentation: Defined as appearance and poise, enter/exit, audience involvement. This area deals with your ability to captivate your crowd and maintain quality stage presence.

C. SUGGESTIONS FOR ENTRIES

Vocal Solo & Ensemble:

1. Effective stage presence is important in the ministry of music. Good stage presence transforms stage fright into confidence. This becomes possible when the vocalist or ensemble defines their purpose as performing for the glory of God. This gives the listening audience and judges the impression that the participant is delighted to minister.
2. The selection and arrangement of music is a significant factor. Consider this criteria:
 - Most entries in the solo competition are vocal solos singing slow selections. This does not mean that you should not sing a slower song, only that whatever you perform, make it a unique selection and your chances are greater of getting the judge's "attention."
 - The music should be within the proper extremes of the contestant's vocal range.
 - It is better to perform an easier selection well than to perform a difficult selection poorly. The quality of a contestant's performance is paramount to the level of difficulty of their selection.

Christian Rap:

1. Rap is an expressive art form. It is a rapidly growing genre in Christian music today, and its foundation derives from personal experience. Most rappers write their own music, whereas in normal genres, you are recognized for your voice, not song-writing. For this reason, rappers are judged and respected by their degree of lyricism, or ability to use common forms of literacy (similes, metaphors, alliteration, etc.) and ability to move a crowd. These are the two principle areas for the judging criteria.
2. Effective stage presence is important in the ministry of music. Good stage presence transforms stage fright into confidence. This becomes possible when the vocalist or ensemble defines their purpose as performing for the glory of God. This gives the listening audience and judges the impression that the participant is delighted to minister.

3. The selection and arrangement of music is a significant factor. Consider this criteria:
 - It is better to perform an easier selection well than to perform a difficult selection poorly. The quality of a contestant's performance is paramount to the level of difficulty of their selection.

APPENDIX



The following samples/resources are designed to help you as you prepare to participate in NTE.

SAMPLE SCORESHEET

VOCAL SOLO CATEGORY TALENT SCORING SHEET


NAME OF CONTESTANT _____ TITLE OF SELECTION _____

To the Contestant: Following are comments and suggestions on your performance that may assist you in developing your talent for the glory of God.

JUDGING CRITERIA <i>17-20 Superior; 13-16 Excellent; 9-12 Good; 5-8 Average; 1-4 Work on this area</i>	<u>SCORE</u>
1. ACCURACY -Note accuracy -Note values/tempo accuracy -Pitch accuracy and clarity	
2. TONE -Quality -Control -Clarity -Balance/Blend	
3. DICTION/TECHNIQUE -Clearness of diction; naturalness -Purity of vowels; consonants -Rhythmic accuracy; steadiness of tempo -Use of articulation	
4. INTERPRETATION -Understanding of composition -Style/expressive marks -General effect	
5. PRESENTATION -Stage deportment -Posture; Poise -Ministerial Effect	
TOTAL POINTS:	
<p style="text-align: center;"><u>OVERALL COMMENTS:</u></p>	

Sample **ART INFORMATION PAGE: (please use LARGE, CLEAN FONTS)*


ART
JANE DOE



AGE: 12
DISTRICT: NORTH TEXAS
THEME: PEACE

Sample **PHOTOGRAPHY INFORMATION PAGE: (please use LARGE, CLEAN FONTS)*


**PHOTOGRAPHY
JANE DOE**



**AGE: 12
DISTRICT: NORTH TEXAS
THEME: PEACE
NICON D600
ADOBE PHOTOSHOP**

Sample **CREATIVE WRITING INFORMATION PAGE: (please use LARGE, CLEAN FONTS)*

**“GRACE”
POETRY
200 WORDS
JANE DOE**



**AGE: 12
DISTRICT: NORTH TEXAS**

IMPACT

PCG STUDENT MINISTRIES

Providing opportunities for students to DISCOVER GOD, IMPACT JOURNEYS, and INSPIRE others to do the same, we are IMPACT PCG STUDENT MINISTRIES.

Est. 1928.



FOLLOWTHEIMPACT



@IMPACTPCG



@IMPACT_YM